



How to Install Your Audix USB12 Microphone

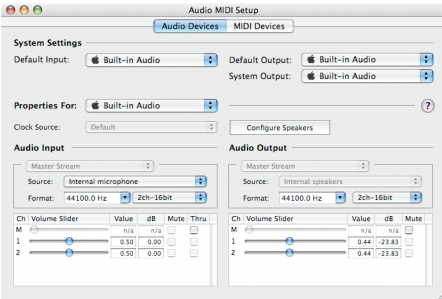


TABLE OF CONTENTS:

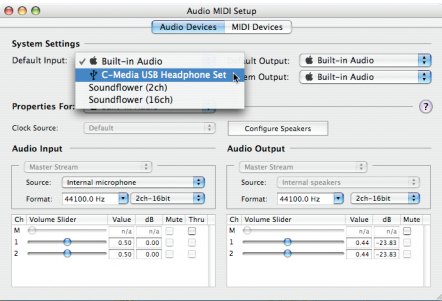
Install using Mac Platform..... 3
Install using Windows XP..... 5
Install using Vista Platform..... 6

MAC SET-UP:

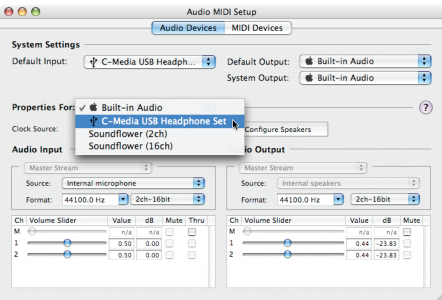
Note: The Audix USB12 is recognized by the computer as **'C-Media USB Headphone Set'**



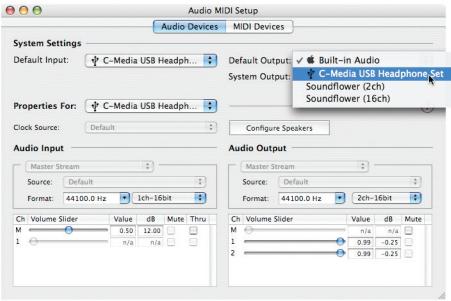
Step 1: Plug in USB12 USB cable to USB jack in your computer. Open up 'Audio MIDI Setup' located in the 'Utilities' section under 'Applications'.



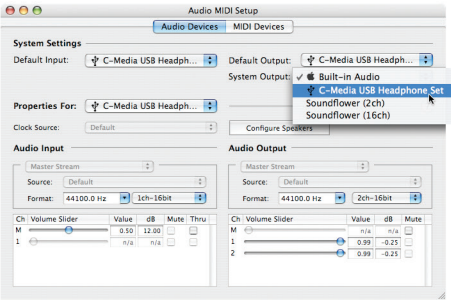
Step 2: Select 'C-Media USB Headphone Set' from pull-down menu under 'Default Input'.



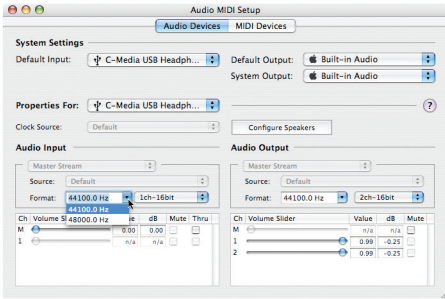
Step 3: Select 'C-Media USB Headphone Set' from pull-down menu under 'Properties For'.



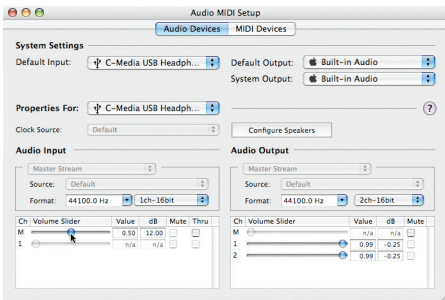
Step 4: Select 'C-Media USB Headphone Set' from pull-down menu under 'Default Output'.



Step 5: Select 'C-Media USB Headphone Set' from pull-down menu under 'System Output'.



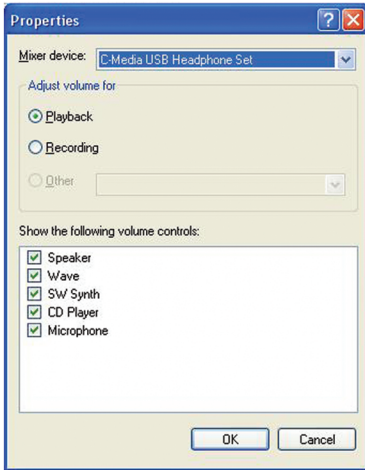
Step 6: Select '44100.0 Hz' from pull-down menu under 'Format' in the 'Audio Input' section.



Step 7: Adjust the volume as needed.

WINDOWS XP SET-UP:

Note: The Audix USB12 is recongnized by the computer as '**C-Media USB Headphone Set**'

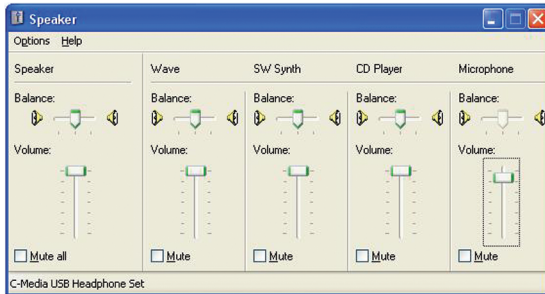


Step 1: Plug in USB12 USB cable to 2.0 USB port on your computer and wait for device to install.

Step 2: Double click on the speaker icon in the lower right hand corner of the windows taskbar.

Step 3: Select 'Options' then select 'Properties'


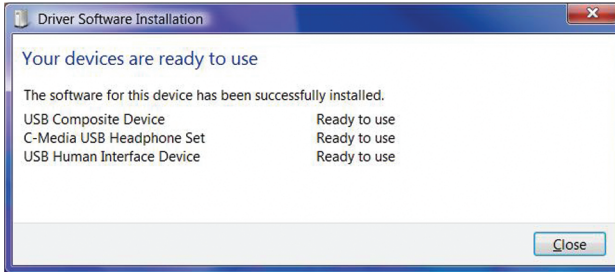
Step 4: Make sure the 'Microphone' box is checked and click 'OK'.



Step 5: Adjust volume as needed.

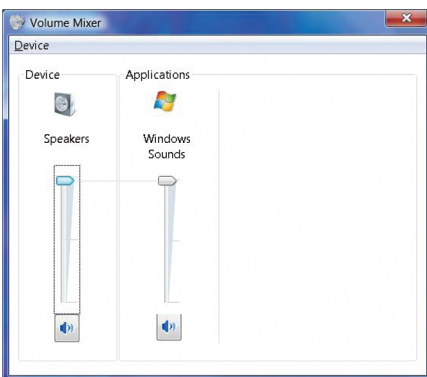
WINDOWS VISTA SET-UP:

Note: The Audix USB12 is recongnized by the computer as '**C-Media USB Headphone Set**'



Step 1: Plug in USB12 USB cable to 2.0 USB port on your computer and wait for device to install.

Step 2: Click the speaker icon in the lower right hand corner of the widows taskbar, then select the "Mixer" option.



Step 3: In the upper left corner, click on "device" and select speakers (C-Media USB Headphone Set). Adjust volume as needed.



For more information, please contact Audix directly by phone
1-800-966-8261 or email at info@audixusa.com